


FUJI ALLISON

The prime area



Why Fuji Allison is locate in prime area?

Fuji Allison is located in the beautiful Fuji-Hakone-Izu National Park. The location views of Mount Fuji and exclusive atmosphere. It is close to popular attractions and luxury resorts, Natural hot spring, Winery, Premium outlet shopping mall, Golf courses. The area is privacy and easy access to Japan's natural beauty. This prime location provides not only a great living experience but also a valuable investment opportunity.




Thing near by



Golf course



Winery



Ski resort



Hot spring



Shopping mall



Natural Park

Golf courses within 50 kilometers

Golf courses within 50 kilometers of Fuji Allison area are scattered throughout the area, each offering unique charm and appeal.

1. Kawaguchiko Country Club

- A 27-hole forest course at the foot of Mt. Fuji. The fairways, separated by red and larch pines, provide a strategic and challenging layout.

2. Narusawa Golf Club

- Situated at an altitude of 1,100 meters, it offers a cool climate even in summer. The spacious fairways and beautifully placed water hazards define this 18-hole forest course.

3. Fuji Lakeside Country Club

- A historic golf course with breathtaking views of Mt. Fuji and Lake Kawaguchi. The strategically designed layout is particularly stunning at the 10th hole on the IN course.

4. Fujizakura Country Club

- Known as the venue for the Fujisankei Classic, this course offers a challenging layout. All rounds include a caddy, ensuring high-quality service.

5. Fuji Classic

- A links-style course where every hole offers a view of Mt. Fuji. The undulating terrain and strategic layout captivate golfers.

6. Forest Narusawa Golf & Country Club

- Golf carts are allowed on the fairways, making for a comfortable playing experience. Surrounded by beautiful nature, it provides a relaxing atmosphere.

7. Otsuki Garden Golf Club

- Unique gondola transport within the course adds to the experience. The well-maintained fairways and exquisite dining options are highly rated.

8. Chuo Tsuru Country Club

- A course with diverse layouts, making it enjoyable for both beginners and advanced players. Convenient access from urban areas.

9. Fuji Resort Country Club

- Moderate elevation changes and wide fairways make for an enjoyable round. The reasonable pricing makes it an attractive choice.

10. Fuji Royal Country Club

- Features: A 36-hole hilly course with views of Mt. Fuji. It offers two 18-hole courses, each with unique characteristics and challenges.



Ski resort within 50 kilometers



There are many ski resorts around Mount Fuji in Yamanashi and Shizuoka Prefectures, offering courses for beginners to advanced skiers.

1. Fujimi Panorama Ski Resort

- Features: Located at an elevation of 2,000 meters, this resort offers skiing with a beautiful view of Mount Fuji. It has a variety of courses for both beginners and advanced skiers.

2. Shirasu Takayama Ski Resort

- Features: A smaller ski resort, popular with beginners and families. It has excellent snow quality and is a perfect spot for a relaxing ski experience.

3. Fujiten Snow Resort

- Features: A ski resort with stunning views of Mount Fuji, offering a wide range of courses for skiing and snowboarding. It also has a kids' park.

4. Snow Town Yeti


- Features: Located at the foot of Mount Fuji, this resort offers night skiing and great snow conditions. It has many beginner-friendly courses and also features a snow park and snow play areas.

5. Lake Yamanaka & Mount Fuji Ski Resort

- This resort uses artificial snow to ensure good skiing conditions even during times of low natural snowfall. It is suitable for beginners and intermediate skiers, making it a great spot for families.

6. Yuzawa Ski Resort (Niigata Prefecture)

- Although not close to Mount Fuji, it is well-connected by transportation, making it an accessible ski resort from the surrounding region.



Winery within 50 kilometers

Yamanashi Prefecture is known as the birthplace of Japanese wine and is home to approximately 80 wineries.

- **Kofu City**
- **Nirasaki City**
- **Kai City**
- **Hokuto City**
- **Ichikawamisato Town**
- **Minami-Alps City**
- **Yamanashi City**

- **Koshu City**

Koshu wine is made from the indigenous Japanese grape variety “Koshu” and is offered in a diverse range of labels by many wineries. While it is difficult to cover all of them, here are some major wineries and their representative Koshu wines.



Hot spring resorts within 50 kilometers

The area around Fuji Allison has numerous hot spring resorts, many of which offer day-use bathing facilities.

1. Fujikawaguchiko Onsen Village

- In the vicinity of Lake Kawaguchi, there are several day-use hot spring facilities available.

2. Yamanakako Onsen

- Yamanakako Hirano Onsen Ishiwari-no-Yu: Features a large public bath and open-air baths, offering a relaxing experience.
- Yamanakako Fujimatsu Onsen Fujimatsu-en Hotel: Day-use bathing is available, with the added benefit of enjoying views of Mount Fuji while bathing.

3. Saiko Onsen

- Saiko Camp Village NORM: Offers a sauna facility exclusive to overnight guests, allowing for relaxation in nature.

4. Motosuko Onsen

- Located by the lakeside, this peaceful hot spring provides a relaxing environment to unwind.

5. Shōjiko Onsen

- Another lakeside hot spring offering a tranquil setting for relaxation.

6. Fujiyoshida Onsen

- Located at the foot of Mount Fuji, this hot spring area is convenient as a base for sightseeing.

7. Gotemba Onsen

- With beautiful views of Mount Fuji, this hot spring provides a serene environment to relax.

8. Yamanashi Stay-at-Your-Own-Comfort Onsen Yorimichi-no-Yu

- A day-use facility located in Tsuru City, where you can enjoy a relaxing hot spring experience.



Shopping mall within 50 kilometers

Gotemba Premium Outlets is one of Japan's largest outlet malls, with approximately 290 stores. It offers a wide variety of shops, ranging from global luxury brands to casual fashion, sports equipment, lifestyle goods, and restaurants.

Fashion

- Gucci, Prada, Coach, Kate Spade New York, Issey Miyake, Etro, Gap, United Arrows, Beams, Tommy Hilfiger, Nike, Adidas, L.L. Bean, Mikihouse, Familiar

Shoes

- Regal, Asics, New Balance

Accessories

- Furla, Samantha Thavasa, LeSportsac

Interior & Lifestyle Goods

- Francfranc, Afternoon Tea Living

Cosmetics

- Estée Lauder, Clinique, L'Occitane

Food & Dining

- Starbucks, Godiva, Pierre Marcolini, Hong Kong-style Dim Sum restaurant "Kōtora"



A scenic view of Mount Fuji, a snow-capped mountain, under a clear blue sky. In the foreground, several branches of cherry blossoms with pink and white flowers are in bloom, framing the mountain. The overall atmosphere is peaceful and picturesque.

Peak Travel Seasons

Kawaguchiko's peak travel seasons are concentrated in April, May, August, and September due to its stunning natural scenery, seasonal events, and outdoor activities. Additionally, Japan's national holidays and cultural factors significantly influence the number of visitors.

Hight tourist

The long holiday for the Lunar New Year has begun in China. Tourist spots at the foot of Mount Fuji are already crowded with Chinese tourists. The Chinese government predicts that a total of 9 billion people will travel around the Chinese New Year this year.



Febuary

Chinese tourists visit Mount Fuji for Chinese New Year holiday, with some hotels seeing four times as many reservations as last year in Fujikawaguchiko Town, Yamanashi Prefecture





The Beauty of Spring to Early Summer

April – May

- **Cherry Blossom Viewing:** Early to mid-April is ideal for hanami (flower viewing), especially around Lake Kawaguchi.
- **Fuji Shibazakura Festival** From mid-April to early May, this festival features vibrant pink moss phlox flowers blooming with Mount Fuji in the background.
- **Outdoor Activities:** As the weather warms, it's a great time for cycling around the lake, hiking nearby trails, or enjoying boat cruises on Lake Kawaguchi.



August- September

- In August, family trips increase due to school summer vacations and the Obon holiday.
- The official climbing season for Mt. Fuji coincides with this period, and many climbers use Kawaguchiko as a base.
- In August for fireworks display, drawing many nighttime visitors.
- The Comfort of Early Autumn in September, Many travelers seek relaxation by the lake to escape the lingering summer heat in urban areas.



**Season for
Summer
Activities**

Stunning Autumn

October– November

From late October to mid-November, the vibrant colors of the maple trees transform the landscape, creating a beautiful backdrop, especially with Mount Fuji in sight. The weather during this time is cool and comfortable, perfect for outdoor activities like hiking, nature walks, and exploring the area.



Autumn Leaves Festival

Held daily from 9:00 AM to 7:00 PM until November 23, this festival features illuminated maple trees, craft markets, food stalls, and live performances.



Hiking and Nature Walks

The cooler temperatures make it an ideal time for outdoor activities, including hiking around Lake Kawaguchi and exploring nearby trails.



Onsen (Hot Springs)

After outdoor activities, relaxing in an onsen is a popular way to unwind.



Winter Holiday

December- January

December marking the beginning of winter. While the region is quieter, it offers clear skies and great views of Mount Fuji, especially when it's snow-capped in January. This is a peaceful time to visit, also enjoy Christmas and New Year holiday, it's perfect for a relaxing getaway. It's an ideal time to enjoy hot springs to warm up after outdoor activities.



Low Travel Seasons

During the low travel season in Fuji Allison in March, June, and July—tourism typically drops by 20-30% compared to peak seasons. This decline is much less significant than in places like Niseko, where low season tourism can decrease by 60-80% due to factors like fewer snow-related activities.

low Season *March, June, July*

In this time the lower visitor numbers, Kawaguchiko still offers serene natural beauty, peaceful views of Mount Fuji, and a more tranquil experience. While other areas like Niseko see a sharper decline, Kawaguchiko remains an attractive, quieter option for those seeking a calm and scenic getaway in the off-season.



March

sees fewer tourists as it falls between the winter season and the cherry blossom season, with still-chilly weather and sometimes cloudy views of Mount Fuji. It's not yet the peak spring season, so many travelers look elsewhere.



June - July

the start of Japan's rainy season, which discourages outdoor activities. The weather is unpredictable, People preferring destinations with more stable conditions. while early summer, is typically quieter because it's before the main vacation rush in August. The weather can also be quite hot